

Fall 2012

End-of-Course Evaluation Cover Sheet

Please complete all the requested information below. This will help make sure that your results are returned to you quickly.

Instructor Name: H. Torrie Phone: 4125

Information on the Course Being Evaluated:

Course Title: Engl 031-01

Department: ELP/IPO CRN: 35801

Number of Questions on the Survey: 8

Return Results of Evaluation to:

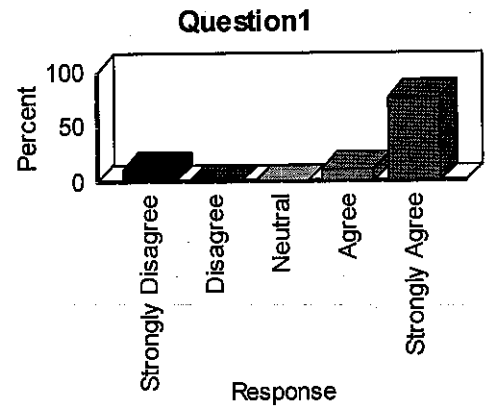
Name: H. Torrie

Campus Address: C10176

Comments:

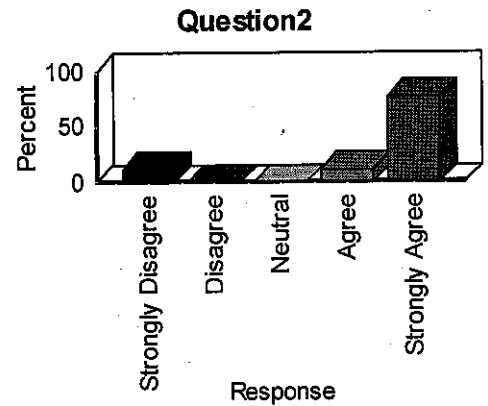
Item Analysis: Question1

| Label | Value | Frequency | Percent |
|-------------------|-------|-----------|---------|
| Strongly Disagree | 1 | 1 | 11.11 |
| Disagree | 2 | 0 | 0.00 |
| Neutral | 3 | 0 | 0.00 |
| Agree | 4 | 1 | 11.11 |
| Strongly Agree | 5 | 7 | 77.78 |
| Total Valid | | 9 | 100.00 |



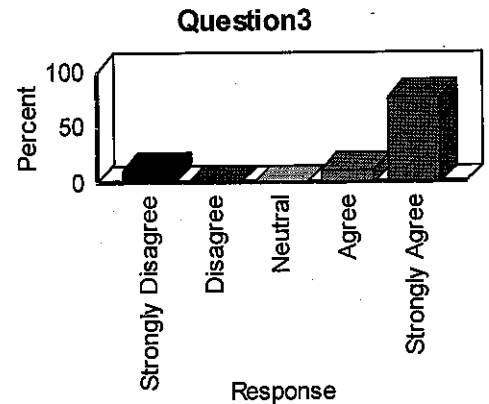
Item Analysis: Question2

| Label | Value | Frequency | Percent |
|-------------------|-------|-----------|---------|
| Strongly Disagree | 1 | 1 | 11.11 |
| Disagree | 2 | 0 | 0.00 |
| Neutral | 3 | 0 | 0.00 |
| Agree | 4 | 1 | 11.11 |
| Strongly Agree | 5 | 7 | 77.78 |
| Total Valid | | 9 | 100.00 |



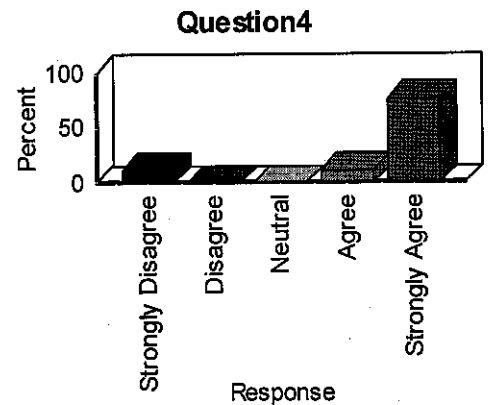
Item Analysis: Question3

| Label | Value | Frequency | Percent |
|-------------------|-------|-----------|---------|
| Strongly Disagree | 1 | 1 | 11.11 |
| Disagree | 2 | 0 | 0.00 |
| Neutral | 3 | 0 | 0.00 |
| Agree | 4 | 1 | 11.11 |
| Strongly Agree | 5 | 7 | 77.78 |
| Total Valid | | 9 | 100.00 |



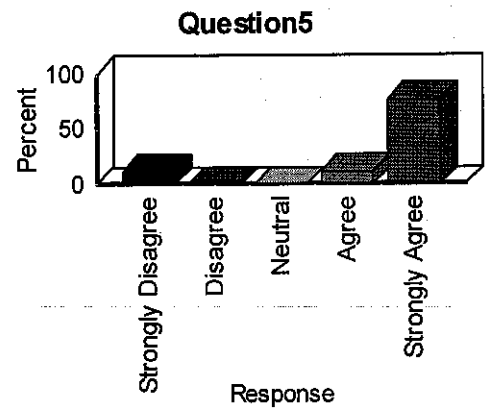
Item Analysis: Question4

| Label | Value | Frequency | Percent |
|-------------------|-------|-----------|---------|
| Strongly Disagree | 1 | 1 | 11.11 |
| Disagree | 2 | 0 | 0.00 |
| Neutral | 3 | 0 | 0.00 |
| Agree | 4 | 1 | 11.11 |
| Strongly Agree | 5 | 7 | 77.78 |
| Total Valid | | 9 | 100.00 |



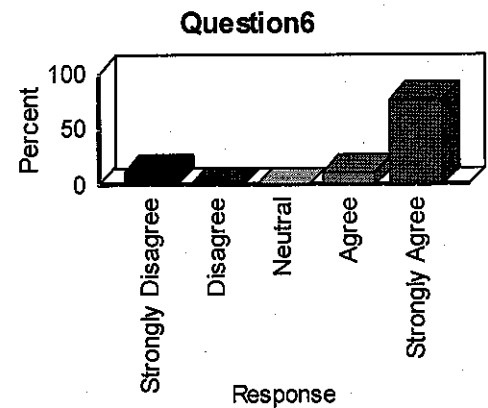
Item Analysis: Question5

| Label | Value | Frequency | Percent |
|-------------------|-------|-----------|---------|
| Strongly Disagree | 1 | 1 | 11.11 |
| Disagree | 2 | 0 | 0.00 |
| Neutral | 3 | 0 | 0.00 |
| Agree | 4 | 1 | 11.11 |
| Strongly Agree | 5 | 7 | 77.78 |
| Total Valid | | 9 | 100.00 |



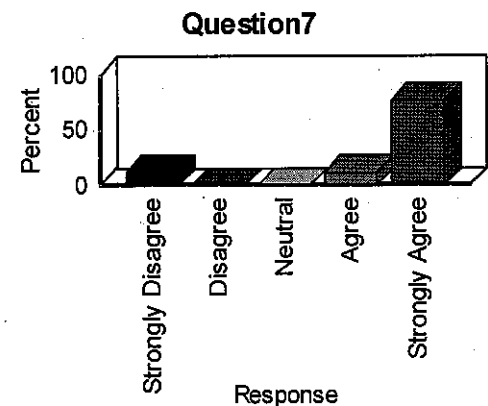
Item Analysis: Question6

| Label | Value | Frequency | Percent |
|-------------------|-------|-----------|---------|
| Strongly Disagree | 1 | 1 | 11.11 |
| Disagree | 2 | 0 | 0.00 |
| Neutral | 3 | 0 | 0.00 |
| Agree | 4 | 1 | 11.11 |
| Strongly Agree | 5 | 7 | 77.78 |
| Total Valid | | 9 | 100.00 |



Item Analysis: Question7

| Label | Value | Frequency | Percent |
|-------------------|-------|-----------|---------|
| Strongly Disagree | 1 | 1 | 11.11 |
| Disagree | 2 | 0 | 0.00 |
| Neutral | 3 | 0 | 0.00 |
| Agree | 4 | 1 | 11.11 |
| Strongly Agree | 5 | 7 | 77.78 |
| Total Valid | | 9 | 100.00 |



Item Analysis: Question8

| Label | Value | Frequency | Percent |
|-------------------|-------|-----------|---------|
| Strongly Disagree | 1 | 1 | 11.11 |
| Disagree | 2 | 0 | 0.00 |
| Neutral | 3 | 0 | 0.00 |
| Agree | 4 | 1 | 11.11 |
| Strongly Agree | 5 | 7 | 77.78 |
| Total Valid | | 9 | 100.00 |

